

KEEP OUT OF REACH OF CHILDREN  
FOR ANIMAL TREATMENT ONLY  
READ SAFETY DIRECTIONS BEFORE OPENING OR USING

# DYFLY LONG BLOW

## Spray-On Sheep Blowfly Treatment

ACTIVE CONSTITUENT: 65 g/L DICYCLANIL

For the protection of sheep against fly strike (caused by dicyclanil-susceptible strains of blowflies (*Lucilia cuprina*)), for up to 29 weeks. For the protection of mulesing and marking wounds on sheep against fly strike (caused by dicyclanil-susceptible strains of blowflies (*Lucilia cuprina*)), during the wound healing process.

Dyfly Long Blow Spray-On contains Dicyclanil, a member of the pyrimidine group of chemicals. It is effective against strains of *Lucilia cuprina* that are sensitive to Dicyclanil. It is not as effective against strains of *Lucilia cuprina* that develop resistance to Dicyclanil. Resistance may develop to any chemical.

Ask your local veterinary practitioner or animal health care advisor for recommended parasite management practices for your area to reduce development of resistance.



FOUR SEASONS  
AGRIBUSINESS



## DIRECTIONS FOR USE

### Restraints:

DO NOT use on ewes which are producing or may in the future produce milk that may be used or processed for human consumption.

DO NOT USE on sheep less than 4 weeks after shearing.

DO NOT apply at the same time as any other backline product.

Re-treatment Interval: DO NOT re-treat animals for a minimum of 9 weeks after last treatment.

### DOSAGE AND ADMINISTRATION

#### SHAKE WELL BEFORE USE

##### 1) FOR THE PREVENTION OF BODY STRIKE (Diagram 1)

SHEEP WEIGHT (kg)	TOTAL VOLUME / SHEEP (mL)	VOLUME PER TREATMENT BAND (mL)	NO. OF BANDS
10 - 20	10	10	1
21 - 30	12	12	1
31 - 50	15	7.5	2
> 50	18	9	2

##### 2) FOR THE PREVENTION OF BREECH STRIKE (Diagram 1)

SHEEP WEIGHT (kg)	TOTAL VOLUME / SHEEP (mL)	VOLUME PER TREATMENT BAND (mL)	NO. OF BANDS
10 - 20	10	10	1
21 - 30	12	12	1
31 - 50	15	7.5	2
> 50	18	9	2

##### 3) FOR THE PREVENTION OF POLL STRIKE (Diagram 1)

Rams and sheep susceptible to poll strike should be treated.

Apply 5 mL of DyFly Long Blow Spray-On to the areas requiring protection, around the poll and horns.

##### 4) FOR THE PREVENTION OF FLY STRIKE AFTER MULESING (DIAGRAM 2)

Apply two bands, one over each side of the mulesing wound and overlapping 25 mm onto the surrounding wool.

SHEEP WEIGHT (kg)	TOTAL VOLUME / SHEEP (mL)	VOLUME PER TREATMENT BAND (mL)	NO. OF BANDS
Up to 30	8	4	2
31 - 50	10	5	2

##### 5) FOR THE PREVENTION OF FLY STRIKE AFTER MARKING (Diagram 3)

- When a tail has been amputated, apply 4 mL over the crutch ensuring sufficient coverage of the open wound.
- When the tail has not been amputated, ensure sufficient coverage of the tail where the rubber ring has been applied.

In the case of ram lambs, a further 4 mL can be sprayed over and around the scrotum area after the rubber ring has been applied.

LAMB WEIGHT (<30 kg)	TOTAL VOLUME / LAMB (mL)	VOLUME PER TREATMENT BAND	NO. OF BANDS
Ram lambs	8	4	2
Ewe lambs	4	4	1

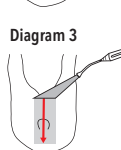
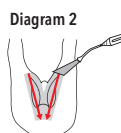
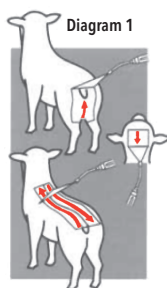
**NOT TO BE USED FOR ANY PURPOSE, OR IN ANY MANNER, CONTRARY TO THIS LABEL UNLESS AUTHORISED UNDER APPROPRIATE LEGISLATION.**



Four Seasons Agribusiness Pty Ltd  
287 Boorowa Street, Young, New South Wales, Australia, 2594  
ABN 98 115 133 189 ACN 115 133 189 Phone 1300 449 255  
www.fourseasonsag.com

### CRITICAL COMMENTS

- Use only a SPRAY-ON application gun recommended by supplier.
- Ensure the applicator gun is clean.
- Calibrate applicator gun using an accurate volume measure.
- Ensure all areas to be protected are treated.
- When preventing body strike ensure bands overlap along the midline-see diagram 1.
- When protecting mulesing wounds from fly strike, take special care to treat the wound and the surrounding 25 mm of wool-see diagram 2.
- When protecting marking wounds from fly strike, take special care to treat the wound and surrounding wool-see diagram 3.
- This product is not recommended for treating existing strikes. Use a product registered as a dressing for existing strikes.
- Heavy rain following the application of this product could diminish the period of protection.
- Dyfly Long Blow Spray-On contains a scourable colouring agent for easy band identification.
- Withholding periods must be observed following application of Dyfly Long Blow Spray-On for any purpose including after mulesing and/or marking as finite residues will occur.



### WITHHOLDING PERIODS

**MEAT: DO NOT USE less than 14 days before slaughter for human consumption.**

**WOOL: DO NOT USE less than 3 months before shearing or fibre collection.**

## GENERAL DIRECTIONS

Dyfly Long Blow Spray-On provides season long protection to sheep against body, breech and poll strike for up to 29 weeks and may be used on sheep with any length wool from 4 weeks of shearing.

Dyfly Long Blow Spray-On also protects mulesing and marking wounds on lambs against fly strike during the wound healing process. The dose volume is determined by the weight of sheep being treated. Apply Dyfly Long Blow Spray-On according to the diagrams and tables under DOSAGE AND ADMINISTRATION. Apply directly from the container or an appropriate backpack using a SPRAY-ON applicator gun recommended by the supplier.

Dyfly Long Blow Spray-On may be applied to all breeds of sheep to obtain protection against flystrike.

Dyfly Long Blow Spray-On is applied as a low volume treatment on to areas where protection is required. When applying Dyfly Long Blow Spray-On, the nozzle of the applicator gun should be high enough above the fleece (approximately 15-25 cm), to achieve a 15 cm wide band at each pass for protection from body strike. For treatment of mulesing wounds, the band must be wide enough to cover the wound and 25 mm onto the surrounding wool.

The product should not be applied during gusty or windy weather as spray drift may reduce the period of protection. It is good agricultural practice for mulesing/marking to be carried out at times of minimal fly activity. Reduced efficacy may occur in sheep affected with dermatophilosis. Significant soiling with dags, mud, dust or urine may reduce efficacy. Where significant dags are present, a light crutching is indicated prior to treatment. Protection period may be reduced if sheep scour heavily following application.

Not to be mixed with any other product. Not to be diluted.

### TRADE ADVICE

**EXPORT SLAUGHTER INTERVAL (ESI): DO NOT USE less than 9 weeks before slaughter for export. Before using this product, confirm the current ESI from Four Seasons Agribusiness Pty Ltd on 1300 449 255 or the APVMA website ([www.apvma.gov.au/residues](http://www.apvma.gov.au/residues)).**

**Use of this product may result in wool residues that may not comply with European Union Environmental Quality Standards.**

**Wool treated with this product may contain detectable residues; adequate treatment records should be kept and made available, if requested by wool buyers.**

### SAFETY DIRECTIONS

May irritate the eyes and skin. Avoid contact with eyes and skin. When opening the container and using the product wear elbow length rubber gloves. Wash hands after use.

### FIRST AID

If poisoning occurs, contact a doctor or Poisons Information Centre: Phone Australia 131 126.

### ADDITIONAL USER SAFETY INFORMATION

If additional information is required, refer to the Safety Data Sheet.

**Sheep Rehhandling Interval: After treatment wait until sheep are dry before rehhandling.**

### ENVIRONMENTAL PROTECTION

DO NOT contaminate dams, rivers, streams or other waterways with the chemical or used container.

### DISPOSAL

**For 800mL pack size:**

Dispose of container by wrapping with paper and putting in garbage.

**For 5L, 20L, 25L pack sizes:**

Triple-rinse container and dispose of rinsate in compliance with relevant local, state or territory government regulations. Do not dispose of undiluted chemicals on-site. If recycling, replace cap and return clean container to recycler or designated collection point. If not recycling, break, crush, or puncture container and deliver to an approved waste management facility. If an approved waste management facility is not available, bury the broken, crushed or punctured containers 500 mm below the surface in a disposal pit specifically marked and set up for this purpose clear of waterways, vegetation and tree roots, in compliance with relevant local, state or territory government regulations. Do not burn empty containers or product.

### STORAGE

Store below 30°C (Room Temperature). Do not freeze. Protect from light. Store in original container tightly closed in a dry, cool place.

### SAFETY DATA SHEET

Additional information is listed in the Safety Data Sheet (SDS) which is available from the supplier.

### CONDITIONS OF SALE

The sale, supply, storage, use and application of this product is beyond the control of the manufacturer, and, subject to this provision, all warranties, conditions, rights and remedies express or implied under common law, statute or otherwise, in relation to the sale, supply, storage, use or application are excluded. Four Seasons Agribusiness Pty Limited and its associated entities shall not accept any liability whatsoever (including consequential loss) or however arising (including negligence) for any damage, injury or death connected with the sale, supply, storage, use or application of this product except for liability which cannot be excluded by statute.

APVMA Approval Number: 91462/132303

**Harmful to aquatic life.  
Avoid breathing fumes, mists, vapours, or spray.  
IF SWALLOWED: Rinse mouth. Do NOT induce vomiting.**

**IN AN EMERGENCY, DIAL 000, POLICE OR FIRE BRIGADE**